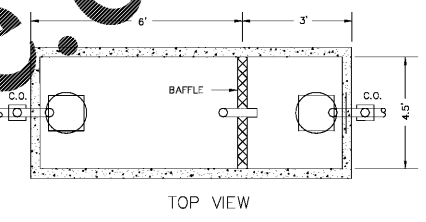
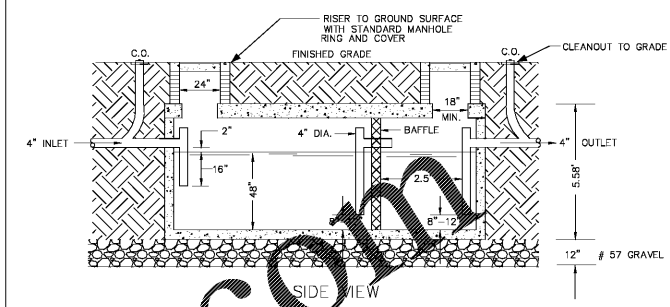


Order Plans

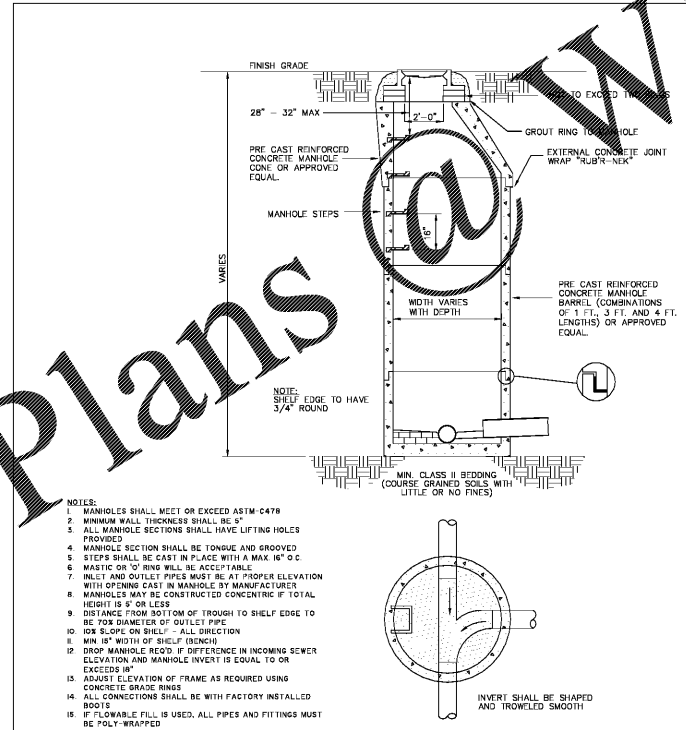
WWW.LDILine.com



TYPICAL UNDERGROUND GREASE TRAP
1,000 GALLON

SEWER PANEL 7A

BERKELEY COUNTY WATER AND SANITATION
POTABLE WATER & SANITARY SEWER STANDARDS
REVISED 02/04/09

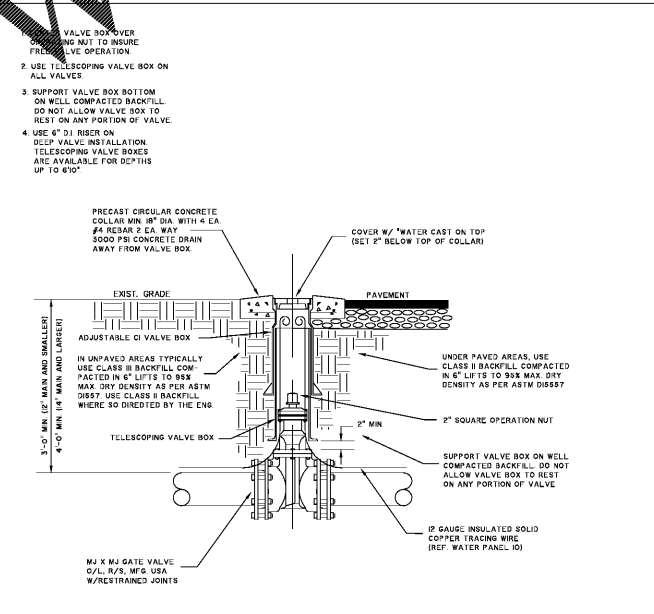


- NOTES:
- MANHOLES SHALL MEET OR EXCEED ASTM C478
 - MINIMUM WALL THICKNESS SHALL BE 5"
 - ALL MANHOLE SECTIONS SHALL HAVE LIFTING HOLES PROVIDED
 - MANHOLE SECTION SHALL BE TONGUE AND GROOVED
 - STEPS SHALL BE CAST IN PLACE WITH A MAX 16" O.C.
 - MASTIC OR "O" RING WILL BE ACCEPTABLE
 - INLET AND OUTLET PIPES MUST BE AT PROPER ELEVATION WITH OPENING CAST IN MANHOLE BY MANUFACTURER
 - MANHOLES MAY BE CONSTRUCTED CONCERNING TOTAL HEIGHT IS 5' OR LESS
 - DISTANCE FROM BOTTOM OF TROUGH TO SHELF EDGE TO BE 70% DIAMETER OF OUTLET PIPE
 - 10% SLOPE ON SHELF - ALL DIRECTION
 - MIN 18" WIDTH OF SHELF (BENCH)
 - DROP MANHOLE HEAD IF DIFFERENCE IN INCOMING SEWER ELEVATION AND MANHOLE INVERT IS EQUAL TO OR EXCEEDS 18"
 - ADJUST ELEVATION OF FRAME AS REQUIRED USING CONCRETE GRADE RINGS
 - ALL CONNECTIONS SHALL BE WITH FACTORY INSTALLED BOOTS
 - IF FLOWABLE FILL IS USED, ALL PIPES AND FITTINGS MUST BE POLY-WRAPPED

PRECAST CONCRETE MANHOLE
NOT TO SCALE

SEWER PANEL 2A

BERKELEY COUNTY WATER AND SANITATION
POTABLE WATER & SANITARY SEWER STANDARDS
REVISED 02/08/10

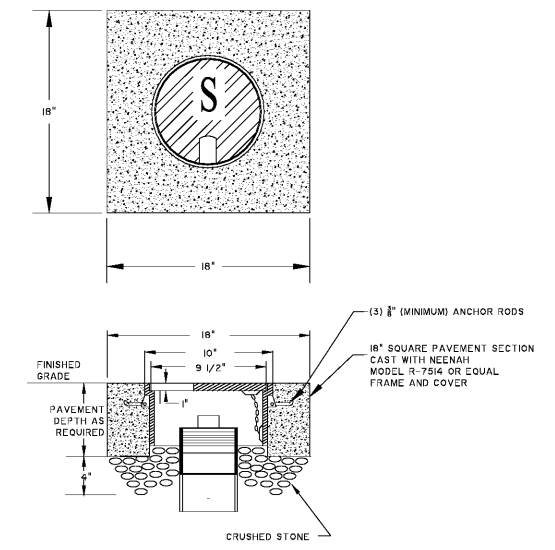


- NOTES:
- VALVE BOX COVER TO BE CAST IN PLACE TO ENSURE PROPER VALVE OPERATION
 - USE TELESCOPING VALVE BOX ON ALL VALVES
 - SUPPORT VALVE BOX BOTTOM ON WELL COMPACTED BACKFILL. DO NOT ALLOW VALVE BOX TO REST ON ANY PORTION OF VALVE.
 - USE 6" O.D. RISER ON ALL VALVE INSTALLATION. TELESCOPING VALVE BOXES ARE AVAILABLE FOR DEPTHS UP TO 6'0"

TYPICAL DETAIL
VALVE AND VALVE BOX INSTALLATION
NOT TO SCALE

WATER PANEL 3

BERKELEY COUNTY WATER AND SANITATION
POTABLE WATER & SANITARY SEWER STANDARDS
REVISED 08/01/08




- NOTES:
- ASSEMBLY TO BE USED IN ALL PAVED OR CONCRETE AREAS
 - CASTING SHALL BE NEENAH MODEL R-7516 OR EQUAL
 - EXPANSION JOINT MATERIAL TO BE PLACED AT JOINTS WHEN LOCATED IN CONCRETE SURFACES

PAVEMENT CLEANOUT DETAIL
NOT TO SCALE

SEWER PANEL 1C

BERKELEY COUNTY WATER AND SANITATION
REVISED 05/03/10



NO.	REVISIONS	BY	DATE

THOMAS & HUTTON
682 Johnnie Dodds Boulevard • Suite 100
Mt. Pleasant, SC 29464 • 843.849.0200
www.thomasandhutton.com

PAVILION DEVELOPMENT COMPANY
BERKELEY COUNTY, SOUTH CAROLINA
FIRESTONE SITE DEVELOPMENT
WATER AND SEWER DETAILS

JOB NO:	J-23390.8120
DATE:	10/04/19
DRAWN:	JEA
DESIGNED:	CAE
REVIEWED:	SCG
APPROVED:	SCG
SCALE:	1" = 100'

C2.4

PERMIT SET - FOR REVIEW PURPOSES ONLY